

**SITE DATA**  
 PARCEL: 11R-06207-015-010-000  
 CURRENT ZONING: CB  
 CAMA LAND USE CLASSIFICATION: WATERSHED RESOURCE PROTECTION  
 PROJECT ADDRESS: 216 VICTORY GARDENS DR WILMINGTON, NC 28409  
 CURRENT OWNER: BRANNON K. & RENEE R. SMITH 2213 MORELAND DR WILMINGTON, NC 28405  
 TOTAL ACREAGE IN PROJECT BOUNDARY: 14,123 S.F. (± 0.32 ac.)  
 BUILDING SIZE: 1,050 SF (1,738 SF ROOF)  
 BUILDING HEIGHT: 16.5' (1 STORY)  
 BUILDING SETBACKS:  
 FRONT: REQUIRED=20' PROPOSED=20'  
 SIDE: REQUIRED=20' PROPOSED=13.86"/41.6'  
 REAR: REQUIRED=10' PROPOSED=52'  
 \*SETBACK LISTED AS 18' FROM ROOF LINE  
 CALCULATION FOR BUILDING COVERAGE:  
 PROPOSED COVERAGE: 1,738 S.F. + 14,123 S.F. = 12.3%  
 EXISTING ON-SITE IMPERVIOUS AREAS:  
 GRAVEL PARKING AREA: 5,750 S.F. (40.1%)  
 EXISTING ON-SITE IMPERVIOUS AREA TO REMAIN:  
 GRAVEL PARKING AREA: 3,625 S.F.  
 PROPOSED ON-SITE IMPERVIOUS AREAS:  
 BUILDING: 1,738 S.F.  
 BRICK PAVEMENT PARKING AREA: 972 S.F.  
 GRAVEL PARKING: 145 S.F.  
 CONCRETE SIDEWALK/PARKING: 1,646 S.F.  
 TOTAL: 4,510 S.F. (31.9%)  
 TOTAL ON-SITE IMPERVIOUS AREA:  
 PROPOSED ON-SITE IMPERVIOUS AREA: 4,510 S.F.  
 EX. ON-SITE IMP. AREA TO REMAIN: 3,625 S.F.  
 TOTAL: 8,135 S.F. (57.6%)  
 PROPOSED ON-SITE PAVEMENT AREAS:  
 WOOD WALKWAYS/RAMPS: 566 S.F. (100% PAVEMENT)  
 PROPOSED OFF-SITE IMPERVIOUS AREAS:  
 CONCRETE SIDEWALK/DRIVE APRON: 516 S.F.  
 PARKING REQUIRED:  
 MIN: 1 SPACE/300 S.F. = 3.5 SPACES (1 H.C.)  
 MAX: 1 SPACE/200 S.F. = 5.25 SPACES (1 H.C.)  
 PARKING PROVIDED: 7 SPACES (1 H.C.)  
 EXISTING SEWER AND WATER DEMAND: 0 GPD  
 PROPOSED SEWER AND WATER DEMAND:  
 @ 25 GAL/PERSON = 125 GPD

**PROPOSED TREES TO BE REMOVED**

SIZE	SPECIES	QTY	TYPE
12"	PINE	1	REGULATED
14"	PINE	1	REGULATED
16"	PINE	2	REGULATED
18"	PINE	1	REGULATED
22"	PINE	3	REGULATED
24"	PINE	1	REGULATED
6"	MAPLE	1	REGULATED
8"	GUM	1	REGULATED
10"	GUM	1	REGULATED
12"	GUM	1	REGULATED
19"	GUM	1	REGULATED
5"	MAGNOLIA	1	REGULATED
12"	PINE	1	REGULATED
22"	PINE	1	REGULATED

**PROPOSED TREES TO BE PRESERVED**

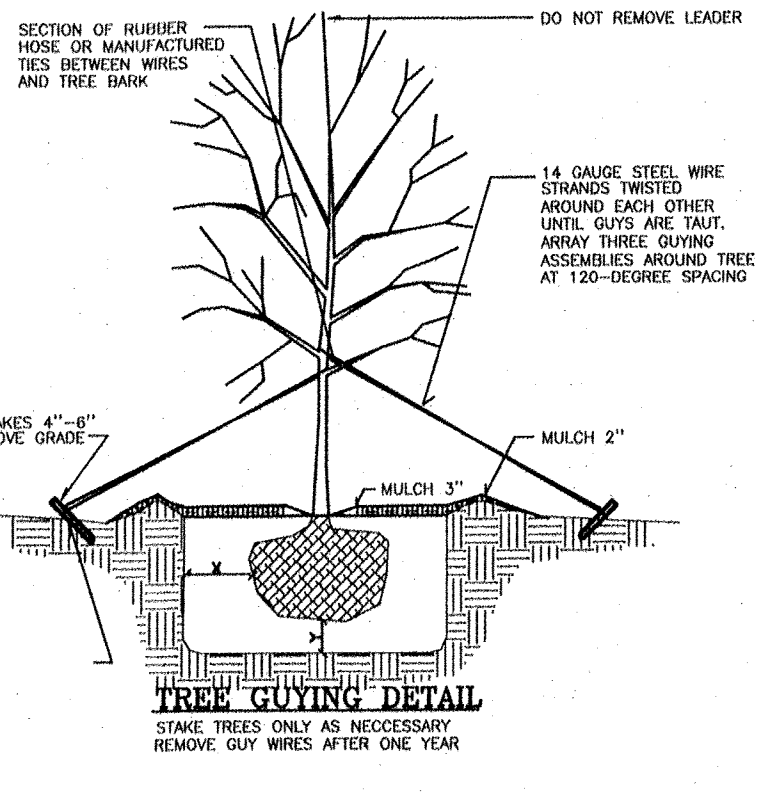
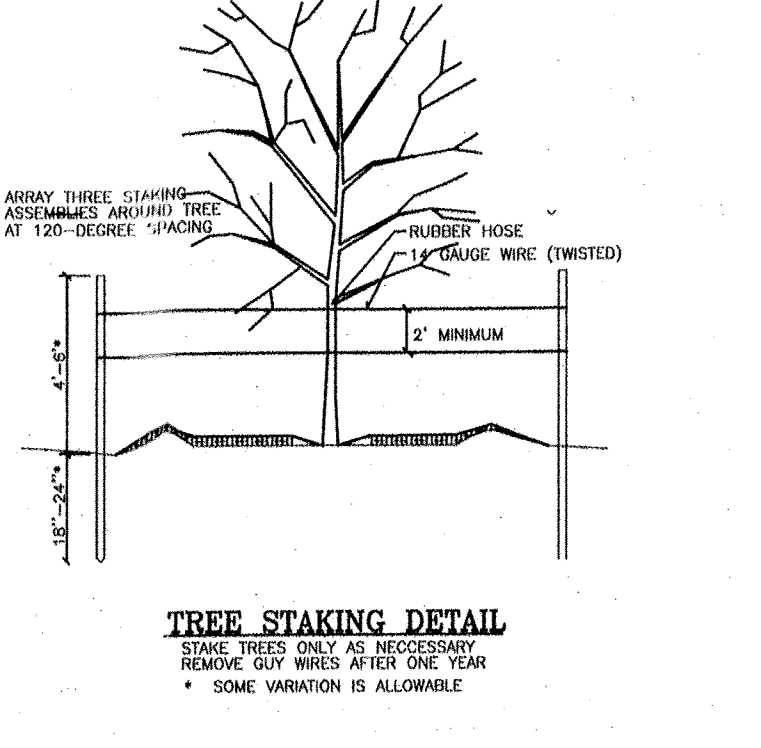
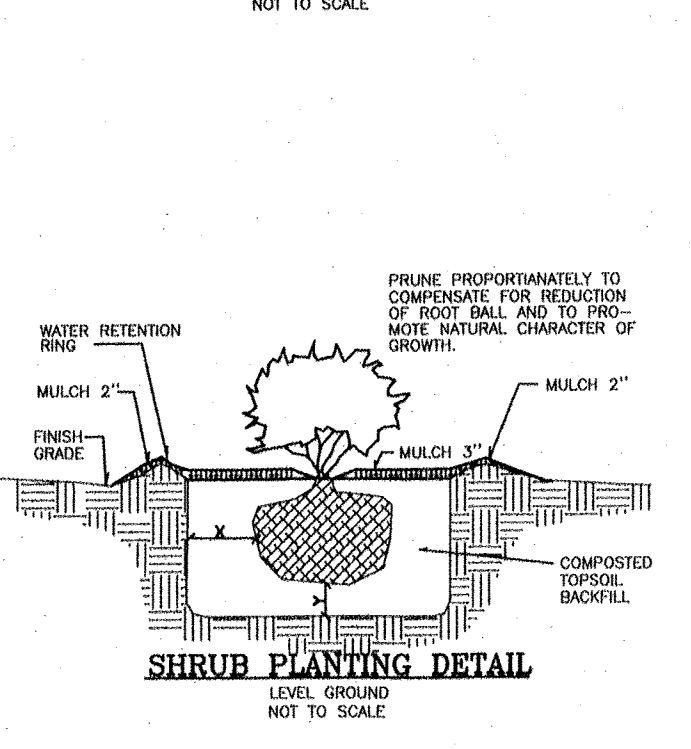
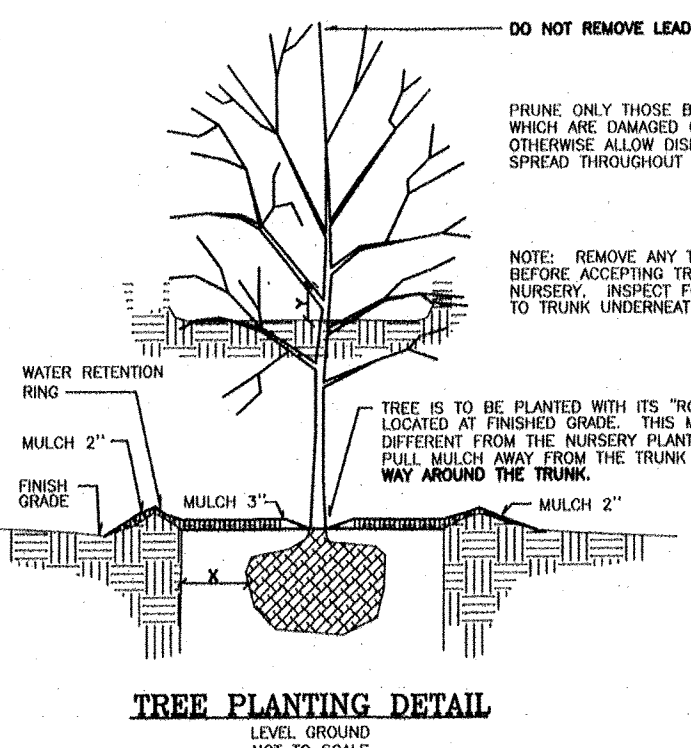
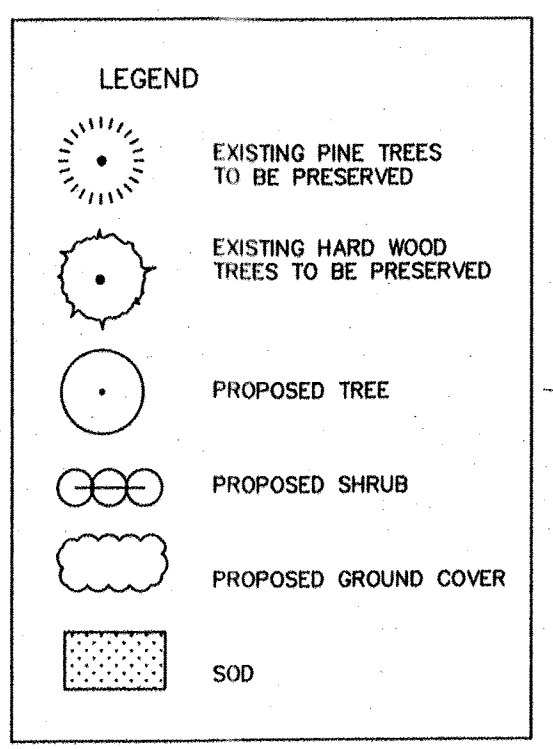
SIZE	SPECIES	QTY	TYPE
14"	PINE	1	REGULATED
16"	PINE	1	REGULATED
20"	PINE	1	REGULATED
24"	PINE	1	REGULATED
10"	MAPLE	1	REGULATED
8"	GUM	1	REGULATED
13"	GUM	1	REGULATED
22"	GUM	1	REGULATED
15"	HARDWOOD	1	REGULATED
8"	DAK	3	REGULATED
9"	DAK	1	REGULATED
10"	DAK	1	REGULATED
15"	DAK	1	REGULATED
20"	DAK	1	REGULATED

**PLANT LIST**

KEY NO.	QUANTITY	BOTANICAL NAME	COMMON NAME	ROOT	CAL.	HT.	REMARKS
<b>UNDERSTORY TREES / CANOPY TREES</b>							
1	3	ACER PALMATUM	JAPANESE MAPLE	15 GAL		15' - 20'	BLOODGOOD
2	2	QUERCUS VIRGINIANA	LIVE OAK	WB	3 1/2"		
3	1	PRUNUS CERASIFERA	PISSARD PLUM	WB	3"		
4	1	CORNUS FLORIDA	FLOWERING DOGWOOD	WB		8'-10'	WHITE DOGWOOD
5	4	JUNIPERUS CHINENSIS KAIZUKA	HOLLYWOOD JUNIPER	15 GAL		3'-8'	PLANTING
6	1	PODOCARPUS MAGROPHYLLUS	JAPANESE YEW	30 GAL		6'-7'	15' O.C.
<b>GROUND COVER</b>							
7	191	LIRIOPE MUSCARI	LILY TURF	1 GAL.			1" O.C. SUPER ABLE
8	5	MATEUCUCCIA STRUTHOPTERIS	OSIRCH FERN	3 GAL.			2" O.C.
9	220	VIOLA MAJOR	BIG PINKWINKLE	1 GAL.			1" O.C.
10	305	HEDERA HELIX	ENGLISH IVY	1 GAL.			1" O.C. VAR. BALTI
<b>SMALL SHRUBS</b>							
11	13	AZALEA INDICA	INDIAN AZALEA	7 GAL.			5' O.C. GLACIER
12	18	PENNESETUM ALOPECUROIDES	DWARF FOUNTAIN GRASS	3 GAL.			3" O.C.
13	11	MISCANTHUS SINENSIS	EULALIA GRASS	3 GAL.			3" O.C.
<b>LARGER SHRUBS</b>							
14	75	BUXUS MICROPHYLLA	WINDGREEN BOXWOOD	7 GAL.			4" O.C. KOREANA
15	11	LIGUSTRUM JAPONICUM	JAPANESE PRIVET	7 GAL.			3" O.C.
16	5	NUCUBA JAPONICA	JAPANESE AUCUBA	3 GAL.			4" O.C.
17	1	BUXUS SEMPERVIRENS	AMERICAN BOXWOOD	B & R			8" O.C.
18	4	THYIA OCCIDENTALIS	EMERALD GREEN ARBORVIT	5 GAL.			4" O.C.

**HICA**  
 Howard T. Capps & Associates, Inc.  
 Land Planning & Architecture  
 404 Oleander Drive, Suite 102  
 Wilmington, North Carolina 28403  
 Phone: (910) 284-1898

Smith & Gsell Design Studio  
 216 Victory Garden Drive  
 Wilmington, North Carolina



NOTES:  
 1. PRIOR TO ANY CLEARING, GRADING OR CONSTRUCTION ACTIVITY, TREE PROTECTION FENCING WILL BE INSTALLED AROUND PROTECTED TREES OR GROVES OF TREES.  
 2. NO CONSTRUCTION WORKERS, TOOLS, MATERIALS OR VEHICLES ARE PERMITTED WITHIN TREE PROTECTION FENCING.

Revised 8/14/18  
 H. CAPPS & ASSOCIATES, INC.  
 NORTH CAROLINA PROFESSIONAL LANDSCAPE ARCHITECT  
 C-97  
 289  
 H. CAPPS

**CITY OF WILMINGTON**  
 NORTH CAROLINA  
 Public Services • Engineering Division  
 APPROVED STORMWATER MANAGEMENT PLAN  
 Date: 8/21/18  
 Signed: [Signature]

**Approved Construction Plan**  
 Name Date  
 Plann@wcapl.com 8/20/18  
 Traffic 8-20-18  
 Fire 8-21-18

**LANDSCAPE PLAN**  
 SCALE: 1"=10'-0"

DESIGNED: H. Capps  
 DRAWN: R. Capps  
 DATE: 12-11-2017  
 SCALE: 1"=10'  
 JOB NO.: 441-01015  
 SHEET: 1  
 OF SHEETS